



KAPCI
COATINGS

Technical data Sheet

Issue date may 2022

For professional use only

Kapci 2002 synthetic clearcoat for Interior

Product properties

Kapci 2002 is an alkyd based high gloss clearcoat used for the protection of wooden surfaces in interior. It is recommended for finishing all indoor woodworks such as doors, partitions, wall-units, ceiling, etc. Kapci 2002 provides easy application, easy leveling, and good resistance against water and common household chemicals.

Gloss: 88-92 GU (angle 60°)

Theoretical coverage: 6-7 m² per a coat

Products for application

Kapci 2002 Synthetic Clearcoat

Kapci 555 Thinner or White Spirit Thinner





Substrate and surface preparation

Kapci 2002 is suitable for application over all kinds of wooden surfaces previously treated with nitrocellulose (NC) sealer or over old paint job in solid conditions.

New, untreated wooden surface should be sanded with P80 or P120 sanding paper.

Before overcoating the surface with Kapci 2002, sand the surface with sanding paper P320 followed with P400.

Application

	Mixing ratio: 100:40-80% with KAPCI 555 Thinner or White Spirit Thinner
	Add 70-80% for the application by spray gun. Apply 2 single coats.
	Add 40-50% for the application by brush. Apply 2 single coats.
	Drying time at 25°C: Dry to handle: 3-4 h Through dry: 24 h

Other tips

IMPORTANT NOTE: These TDS are for information purposes only without any obligation as we do not have control over the quality and conditions of the surface or application.



KAPCI
COATINGS

1. The wooden surface coated with Kapci 2002 might be cleaned by using a damp cloth after 3 days of drying of the finish coat
2. Practical coverage depends on several factors including shape, roughness and porosity of the object to be painted, spraying equipment used, application methods, application conditions, film thickness, etc.

Shelf life

3 years from production date stored in original packaging at normal conditions.

Health and Safety

1. For full Health and Safety information please refer to the Material Safety Data Sheet.
2. Observe the precautionary notices displayed on the container.
3. Good ventilation must be provided in the working environment.