



KAPCI
COATINGS

Technical data Sheet

Issue Date May 2022

For professional use only

Kapci 2250 PE lamination coating

Product description

Kapci 2250 is a transparent polyester lamination coating containing paraffin. It can be applied in several coats over wooden substrates. It delivers high-build, flexible, durable, and high-gloss finish. It provides outstanding pores filling capabilities and excellent sandability. It is recommended for interior finishing and for the treatment of highly porous wooden surfaces such as MDF, chipboard, and porous solid wood.

Kapci 2250 Lamination Coating has excellent filling properties, durability, chemical resistance to stain, moisture, and solvents. The product has outstanding gloss retention and hardness. It is easy to sand and polish ensuring mirror-like finish.

Theoretical coverage: 4-6 m²/kg per a coat at dry film thickness 75-100μ

Products for application




Kapci 2250 PE Lamination Coating Transparent

Kapci 2210 Accelerator

Kapci 2215 Catalyst

Suitable substrates and surface preparation




Sand the surface of solid wood with P80-P120 grit paper. For MDF, plywood and veneer, use finer grit paper P150 or P180. Blow off dust and degrease the surface.

	Mixing ratio: 100:2:2 Accelerator: Kapci 2210 Catalyst: Kapci 2215 Pot life: 15-20 min Note: Mix Kapci 2250 lamination coating with Kapci 2210 accelerator prior to adding Kapci 2215 catalyst. Do not mix together accelerator Kapci 2210 with catalyst Kapci 2215.
	Apply up to 4 single coats (approximately 300-400 microns). If needed, more coats can be applied next day after the surface has been sanded. Spray gun nozzle: 2.5 mm Note: Refer to the spray gun manufacturer's recommendation.
	Dry to sand: Next day

IMPORTANTNOTE: These TDS are for information purposes only without any obligation as we do not have control over the quality and conditions of the surface or application.



KAPCI
COATINGS

	Sand with P220 grit paper followed with P320, P400 and finished with P600
	Buffing: To achieve a mirror-like surface, continue with a wet sanding process starting with P1000 grit paper, followed with P1200 and finished with P1500.
	Buffing: the surface should be buffed with quality polish compounds (follow polish compound manufacturer's recommendation).

For porous solid wood and resinous types of wood (rosewood, teakwood, mansonia, etc.), the use of Kapci 2100 PU insulator is required prior to applying Kapci 2250 PE Lamination Coating.

Precautions

As polyesters products are more difficult to use than conventional paints, precautions and care need to be taken prior to and during the application:

1. Extreme care should be taken when measure the catalyst. Do not add less or more the catalyst as it will adversely affect the final result.
2. Follow the mixing instructions and order of adding of the mixing components. The Accelerator and catalyst must not be mixed directly with each other!
3. Ensure correct storage and handling of the accelerator and catalyst. They are inflammable in direct contact.
4. Avoid storage in hot conditions.
5. Be aware of short pot life and short shelf life of the product.

Other tips

1. Practical coverage depends on several factors including shape, roughness and porosity of the object to be painted, spraying equipment used, application methods, application conditions, film thickness, etc.
2. For best results, it is always recommended to test the products on scrap pieces of wood before start paint job.

Shelf life

6 months from production date stored in original packaging at normal conditions. Avoid storage in hot conditions and direct exposure to sun.

Health and Safety

1. For full Health and Safety information please refer to the Material Safety Data Sheet.
2. Observe the precautionary notices displayed on the container.
3. Good ventilation must be provided in the working environment.

IMPORTANTNOTE: These TDS are for information purposes only without any obligation as we do not have control over the quality and conditions of the surface or application.