

Laticocryl 5700 2K Acrylic Paint

Product description



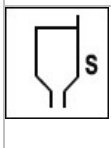


Laticocryl 5700 is a line of 2K acrylic paints used for repainting of vehicles. It is especially formulated for custom made 2K acrylic-urethane topcoats according to customer requirements. Laticocryl 5700 delivers high gloss and durable finish when used in conjunction with Latico hardeners and Latico thinners.

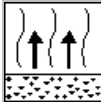


Substrates

Laticocryl 5700 may be applied over properly prepared old finishes, 1K Sealers, 2K fillers, and 2K primers. The surface should be clean and free of traces of sanding dust and grease.

Prior to applying Laticocryl 5700, the surface should be sanded either by machine using sanding paper grit P360 followed by P400/P500 or by wet sanding with sanding paper P800-P1000. All work must be thoroughly degreased before applying Laticocryl 5700. For cleaning and degreasing the surface use Kapci 605 Degreaser. Use tack rag before applying the topcoat.

Application

	Mixing ratio	<table border="1"> <thead> <tr> <th>Laticocryl 5700</th> <th>Latico MS Hardeners</th> <th>Latico 2K Thinners:</th> </tr> </thead> <tbody> <tr> <td>100%</td> <td>50%</td> <td>30%</td> </tr> </tbody> </table>	Laticocryl 5700	Latico MS Hardeners	Latico 2K Thinners:	100%	50%	30%												
Laticocryl 5700	Latico MS Hardeners	Latico 2K Thinners:																		
100%	50%	30%																		
<p>(2:1:0.6)</p>			<p>5610 Fast 5600 Normal 5620 Slow</p>	<p>5550 Normal, 5560 Slow</p>																
	Use mixing ruler																			
	Application viscosity: 16-18 s (DIN4/20°C)																			
	Spraygun tips: <table border="1"> <thead> <tr> <th></th> <th>Spray Nozzle</th> <th>Inlet pressure</th> <th>Atomization pressure</th> </tr> </thead> <tbody> <tr> <td>Compliant</td> <td>1.2-1.3mm</td> <td>2 bars (26- 29 psi)</td> <td></td> </tr> <tr> <td>HVLP</td> <td>1.2-1.3mm</td> <td>2 bars (26- 29 psi)</td> <td>0.7bar (8-10 psi)</td> </tr> <tr> <td>Conventional</td> <td>1.2-1.3mm</td> <td>3-3.5 bar (45-50 psi)</td> <td></td> </tr> </tbody> </table>		Spray Nozzle	Inlet pressure	Atomization pressure	Compliant	1.2-1.3mm	2 bars (26- 29 psi)		HVLP	1.2-1.3mm	2 bars (26- 29 psi)	0.7bar (8-10 psi)	Conventional	1.2-1.3mm	3-3.5 bar (45-50 psi)				
	Spray Nozzle	Inlet pressure	Atomization pressure																	
Compliant	1.2-1.3mm	2 bars (26- 29 psi)																		
HVLP	1.2-1.3mm	2 bars (26- 29 psi)	0.7bar (8-10 psi)																	
Conventional	1.2-1.3mm	3-3.5 bar (45-50 psi)																		
Refer to the spraygun manufacturer's recommendation.																				
	Number of coats: Apply 2 normal coats (to get opacity).																			

	<p>Flash off time: 5-10 min/20°C between coats; 10-15 min/20°C before baking; for a slow system allow 20-25 min.</p>
	<p>Drying time: 12 h/20°C 30 min/60°C</p>
	<p>IR drying: Short wave*: 10-15 min *Guideline for IR equipment.</p>

General notes

Choice of Latico hardeners and Latico 2K thinners

Latico offers a range of hardeners and thinners to adjust the viscosity of Laticocryl 5700 topcoats under all temperature conditions and different size of repairs.

The recommendations below are for guidance only:

Latico 5610 Fast hardener is used for medium sized repair and for temperatures up to 25°C.

Latico 5600 Normal hardener is suitable for large areas, i.e. for all repairs at temperatures up to 30°C.

Latico 5620 Slow hardener should be used when the temperature exceeds 30°C.

Latico 5550 Normal thinner is used for all repairs at temperatures up to 25°C.

Latico 5560 Slow thinner should be used when the temperature exceeds 25°C.

Generally, use a slower thinner in fast air movement booths, for large repairs and for high temperature application. Use a faster thinner in slow air movement booths, for small repairs and applications at lower temperatures.

Rectification and polishing

Laticocryl 5700 topcoat does not require polishing as it offers very good gloss. In a case that some dirt has occurred, denib with P1500 or finer and polish by machine using a high-quality polish. Polishing is easiest up to 24 h after baking or air drying.

Other tips

1. For optimum application, ensure that both spray booth temperature and paint temperature is between 20°C and 25°C.
2. Clean the spraygun thoroughly immediately after use of 2K products.

Health and Safety

1. For full Health and Safety information refer to Material Safety Data Sheet (MSDS).
2. Observe the precautionary notices displayed on the container.
3. Goggles and suitable protective equipment must be worn while using these products.
4. Good ventilation must be provided in the working environment.