



**KAPCI**  
COATINGS

## Technical Data Sheet

Issue date January 2024

for professional use only

# Kapci 374 Lightweight Fine Body Filler






### Product description

Kapci 374 is a lightweight fine body filler based on polyester resin. Its finer coarseness and lower viscosity provide easy application and compact surface. It is suitable for application in thin layers and for fine filling of scratches and smaller irregularities.

### Substrates

Kapci 374 Lightweight Fine Body Filler can be applied over variety of substrates such as bare steel, galvanized (OEM) panels, aluminum, glass fiber reinforced plastic (GRP/fiberglass), and old paint in sound conditions. Prior to applying Kapci 374, the surface should be properly prepared, clean, and thoroughly degreased.

### Application

	<b>Mixing ratio by weight:</b> 100:1-3	100% Kapci 374 Lightweight Fine Body Filler 1-3% Kapci 3333 PE Hardener
Pot life (working time) of the mixture is 4-5 minutes at 20°C.		
	<b>Application:</b> Apply by a metal knife. For edges or curve surfaces use a plastic knife. For deeper filling apply in several layers allowing drying between the layers (no sanding in-between is required).	
	<b>Drying time at 20°C:</b> Dry to sand: 20-30 min The drying time and pot life will considerably depend on temperature and the amount of the hardener used. <b>"At lower and normal temperature add 2-3 % of the hardener; at higher temperature add 1%".</b>	
	<b>Machine dry sanding:</b> The following grades of sanding papers and steps are recommended: P120-P180-P240	
	<b>Manual dry sanding:</b> The following grades of sanding papers and steps are recommended: P120-P180-P240	

**IMPORTANT NOTE:** These TDS are for information purposes only without any obligation as we do not have control over the quality and conditions of the surface or application.



**KAPCI**  
COATINGS



**IR Drying:**

Short wave\*: 5-8 min

\*Guideline for short wave IR equipment.

Refer to the IR equipment manufacturer's instruction for sets-up.

**Recoatable**

Kapci 374 is recoatable after sanding.

**Other tips**

- Mix carefully body filler with hardener to avoid forming of air bubbles in the mixture.
- For long-lasting anticorrosion protection over large surfaces, it is recommended to apply Kapci 2K Epoxy primer over bare metal surfaces before applying body filler.
- For small surfaces/damages, body filler can be applied over well sanded and degreased bare steel, aluminum, and galvanized steel (original OEM car panels). Use appropriate sanding papers for each surface.
- Do NOT apply body filler over 1K etch primers, 2K wash primers, and thermoplastic acrylic paints.
- Body filler can be applied over 2K Epoxy primers and underneath of 1K Etch Primers and 2K Wash Primers.
- Add 1-3% of PE hardener. Do NOT add less or more the hardener than recommended. The use of too much (more than 3%) or too little (less than 1%) of the hardener can cause a problem of bleaching/staining.
- Do NOT apply paints (2K topcoats, basecoats, etc.) directly over body filler.
- Do NOT sandwich body filler between two layers of topcoats.
- Wet sanding of body filler is NOT recommended.
- In colder conditions, the warming (infrared or oven) of panels can assist in curing prior to applying of body filler.
- After applying body filler, clean all used tools with strong solvents immediately (e.g. NC thinners).

**VOC (2004/42/EC)**

2004/42/IIB(b) (250)230

The EU limit value for this product (product category: IIB.b) in ready for use form is maximum 250 g/liter of VOC.

The VOC content of this product in ready for use form is maximum 230 g/liter.

**Health and Safety**

1. For full Health and Safety Information, please refer to Material Safety Data Sheet (MSDS).
2. Observe the precautionary notices displayed on the container.
3. Goggles and suitable protective equipment must be worn while using these products.
4. Good ventilation must be provided in the working environment.

---

**IMPORTANT NOTE:** These TDS are for information purposes only without any obligation as we do not have control over the quality and conditions of the surface or application.