



## Technical Data Sheet

Issue date January 2024

For professional use only

## Kapci 377 PE Filling Primer

### Product description

Kapci 377 is polyester (PE) filling primer used for filling of irregularities on car body, mildly cracked or crazed paint films and sand scratches.

### Substrates

Kapci 377 PE Filling Primer can be applied over through-hardened paintwork, bare metal, PE knife putties, glass fiber reinforced plastic (GRP), 2K Epoxy Primers, and 2K Acrylic Fillers. For corrosion protection of steel, it is recommended to apply first 2K Epoxy Primers.

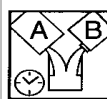
Kapci 377 PE Filling Primer should not be applied over thermoplastic paints, 1K Etch Primers and 2K Wash primers nor should be overcoated directly with topcoats and basecoats.

### Application



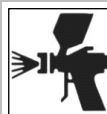
#### Mixing ratio:

Add Kapci 3377 PE Filling Primer Hardener:  
3.5 % by volume  
or 2.5 % by weight



#### Pot life:


15 min at 20°C



#### Spray gun tips:

	Spray Nozzle	Inlet pressure	Atomization pressure
Compliant	2-2.5	2 bars (26- 29 psi)	
HVLP	2-2.5	2 bars (26- 29 psi)	0.7bar (8-10 psi)
Conventional	2-2.5	3-3.5 bar (45-50 psi)	

Refer to the spray gun manufacturer's recommendation.







#### Number of coats:

2-3 coats  
Dry film thickness: 200-300 µm (2 coats)



**KAPCI**  
COATINGS

	<b>Drying time at 20°C:</b> 1.5-2 h <b>Drying time at 60°C:</b> 30 min
	<b>IR Drying:</b> Short wave: 6-10 min
	<b>Machine or manual dry sanding:</b> P180-P240
	<b>Overcoating:</b> With 2K Fillers or 2K Primers

### Overcoating

Kapci 377 PE Filling Primer should be overcoated with 2K fillers or 2K primers (e.g. Kapci 2K Acrylic Fillers, Kapci 2K Epoxy Primers) before applying topcoats and basecoats/clearcoats.

### Other tips

- For large areas and for long-lasting anticorrosion protection, apply Kapci 2K Epoxy Primer over bare metal prior to applying Kapci 377 PE Filling Primer.
- Kapci 377 PE Filling Primer should be isolated with 2K fillers or 2K primers before applying topcoats and basecoats/clearcoats. Direct application of topcoat or basecoat color over Kapci 377 can cause bleaching of the color.
- Do NOT apply Kapci 377 PE Filling Primer over 1K Etch and 2K Wash Primers, thermoplastic acrylic paints, and solvent sensitive substrates.
- Wet sanding of Kapci 377 PE Filling Primer is NOT recommended.
- Do NOT apply Kapci 377 PE Filling Primer at low temperatures as it will affect curing time. Apply above 10°C.
- After applying Kapci 377 PE Filling Primer, clean used tools with strong solvents immediately (e.g., with NC thinner).

### VOC (2004/42/EC)

2004/42/IIB(c) (540)408

The EU limit value for this product (product category: IIB.c) in ready for use form is maximum 540 g/liter of VOC.

The VOC content of this product in ready for use form is maximum 408 g/liter.

**IMPORTANT NOTE:** These TDS are for information purposes only without any obligation as we do not have control over the quality and conditions of the surface or application.



**KAPCI**  
COATINGS

### **Health and Safety**

1. For full Health and Safety information please refer to Material Safety Data Sheet (MSDS).
2. Observe the precautionary notices displayed on the container.
3. Goggles and suitable protective equipment must be worn while using these products.
4. Good ventilation must be provided in the working environment.