



KAPCI
COATINGS

Technical Data Sheet

Issue date January 2024

for professional use only

Kapci 830 Alkyd Primer

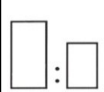




Product description

Kapci 830 is a 1K oxidative alkyd primer with good anticorrosion properties and adhesion over steel.

Substrates

Kapci 830 1K Alkyd Primer can be applied over steel. For maximum durability steel should be prepared by blast cleaning/sanding. Alternatively, sand using P80-P180 sanding machine discs. Thoroughly degrease with Kapci 606 degreaser.

Application

	Mixing ratio by weight: 100:30	100 % Kapci 830 Synthetic Primer 30 % Kapci 525 NC Thinner			
	Spraygun tips:				
		Spray Nozzle	Inlet pressure	Atomization pressure	
		Compliant	1.7-1.8mm	2 bars (26- 29 psi)	
		HVLP	1.7-1.8mm	2 bars (26- 29 psi)	0.7bar (8-10 psi)
		Conventional	1.7-1.8mm	3-3.5 bar (45-50 psi)	
		Refer to the spray gun manufacturer's recommendation.			
	Number of coats: Apply 2 normal coats. Total dry film thickness 50-60 microns.				
	Flash off time: Approximately 10-15 min/20°C between coats.				
	Dry to handle: 6h at 20°C; Dry to recoat: 24h at 20°C				

IMPORTANT NOTE: These TDS are for information purposes only without any obligation as we do not have control over the quality and conditions of the surface or application.



KAPCI
COATINGS

General notes

Degreasing



For bare metal use Kapci 606 Degreaser.

Note: Kapci 606 is recommended for bare metal. However, in a case of a lack of Kapci 606, Kapci 605 Degreaser can be helpful as well.

- Saturate a clean cloth with Kapci 606 Degreaser;
- Apply to areas to be painted and adjacent panels;
Wipe off surplus degreaser with a clean dry cloth; do not allow the degreaser to dry on the surface.

Recoatable

Kapci 850 is recoatable after minimum 1 hour at 20°C

Health and Safety

1. For full Health and Safety information please refer to Material Safety Data Sheet (MSDS).
2. Observe the precautionary notices displayed on the container.
3. Goggles and suitable protective equipment must be worn while using these products.
4. Good ventilation must be provided in the working environment.