



Technical Data Sheet

Issue date January 2024

for professional use only

Kapci Dima 9670 waterborne basecoat

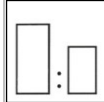
Product description

Kapci Dima 9670 is a waterborne basecoat mixing system for repainting of passenger cars and commercial vehicles. The mixing system offers extensive basecoat color matching including solid, metallic, pearl, and xirallic basecoat finishes. Kapci Dima 9670 significantly reduces solvent emissions into the environment and complies with all current legislative requirements.

Substrates

Kapci Dima 9670 waterborne basecoat can be applied over properly prepared surfaces including Kapci 2K fillers and through-hardened finishes. Existing job should be correctly prepared and cleaned. Before applying Kapci Dima 9670 basecoat color, sand the surface with paper grit P500 for dry or with P800/P1000 for wet sanding. For cleaning and degreasing of the surface, use Kapci Dima Degreaser 9605.

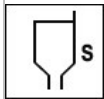
Application



Mixing ratio:

Kapci Dima 9670 Basecoat	Kapci Dima 9610 Reducer
100%	30% - 40%

100:30-40



Application viscosity:

22-26 s (DIN4/20°C)




Spray gun tips:

	Spray Nozzle	Inlet pressure	Atomization pressure
Compliant	1.3-1.4mm	2 bars (26- 29 psi)	
HVLP	1.3-1.4mm	2 bars (26- 29 psi)	0.7bar (8-10 psi)

For best overall results, refer to the spray gun manufacturer's recommendation.

one closed coat to achieve 60-70 % coverage, wait till matt finish (it can be forced by jet air spray gun or spray booth systems), then apply second coat, wait for matt finish then apply mist coat.

In mist coat reduce pressure little, fan to the max. then increase distance to double of normal distance.



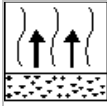
Number of coats:

Metallic, Pearlescent and Special effect base coat colors	Solid Basecoat colors
2 Normal + a mist coat to even metallic appearance	2 Normal coats

- Recommended DFT 15-20 µm



KAPCI
COATINGS



Flash off time:

Flash off thoroughly between coats and before applying clearcoat until matt and uniformly dry. If needed, use dry jet equipment to reduce flash off time.



Overcoating:

Apply Kapci 2K HS or Kapci 2K UHS clearcoat.

General notes

Hand-shaking of the toners

Hand-shake containers of Kapci Dima 9670 toners for a few seconds before use.

Do not shake them vigorously.

Rectification of the basecoat

Visible defects can be removed only after the basecoat is fully dry by light manual sanding with paper P1500 or finer. For smoother sanding, the sanding paper can be slightly soaked with Kapci 605 Degreaser.

Other tips

- Use plastic containers for mixing of Kapci Dima 9670.
- For optimum performance, ensure that Kapci Dima 9670 basecoat color is applied between 20°C and 25°C.
- It is always recommended to filter the basecoat before spraying. Use nylon paint strainers designed for use with waterborne paints. Recommended mesh size is 125 microns.
- Clean and degrease the surface with Kapci Dima 9605 degreaser prior to applying the basecoat color.
- Heavy application must be avoided
- With low opacity colors, it may be necessary to apply 1 coat more. Use appropriate shade of Kapci 2K fillers before applying the basecoat.
- Do not use the spray gun as an air blower! Clean the spray gun with water immediately after the application
- When collect waste-disposal, always separate waterborne products from solvent-based ones.

Storage and handling

Kapci Dima 9670 should be stored and transported at temperature between 5°C and 35°C. Store and keep away from frost.

VOC (2004/42/EC)

2004/42/IIB(d) (420)410

The EU limit value for this product (product category: IIB.d) in ready for use form is maximum 420 g/liter of VOC.

The VOC content of this product in ready for use form is maximum 410 g/liter.

IMPORTANT NOTE: These TDS are for information purposes only without any obligation as we do not have control over the quality and conditions of the surface or application.



KAPCI
COATINGS

Shelf life

- Dima Whites (WB 010 – WB012)	18 months
- All solid pigments	24 months
- Aluminums	24 months
- Pearlescent and Xirallics	36 months
- Flip flop adjuster, Binder and Reducer	24 months

Health and Safety

1. For full Health and Safety information please refer to Material Safety Data Sheet (MSDS).
2. Observe the precautionary notices displayed on the container.
3. Goggles and suitable protective equipment must be worn while using these products.
4. Good ventilation must be provided in the working environment.