



**KAPCI**  
COATINGS

**Technical Data Sheet**

Issue: January 2024

for professional use only

## Kapci K10 Paste Fast Cut Compound

### Product description

Kapci K10 is a fast cut compound used for the removal of P1500 or finer sanding scratches. It is a silicone and wax free product which delivers a high gloss finish. Kapci K10 is used with white sponge or a wool pad. It can also be used for polish by hand.

For a superior gloss finish, apply Kapci K40 Medium Cut Compound as a second step over K10 by using yellow sponge.

### Key benefits of Kapci K10

- ✓ **Speed** Fast removal of scratches
- ✓ **Finish** High gloss finishes
- ✓ **Easy to use** Simple dry use with no water addition and easy removal of the product spatter from adjacent panels
- ✓ **Permanent results** No reappearance of sanding marks

### Product Placement in Kapci Polishing System

Fast Cut	Medium Cut	Fine cut	Protection
<b>Kapci K10</b>	Kapci K40	Kapci K60	Kapci K90
Kapci K20			Kapci 80
Kapci K15			Latico 5050
Latico 5000			

### Physical, Chemical and General information

Product group	Silicone and wax free
Viscosity	N/A
Density	1.1-1.15kg/L
Shape	Paste form
Color	White
Package	250gm



**IMPORTANT NOTE:** These TDS are for information purposes only without any obligation as we do not have control over the quality and conditions of the surface or application



**KAPCI**  
COATINGS

## Technical Information and direction of use


Technical Information	
Cut	7
Gloss	6

Direction of use		
Maximum abrasion	P1500 or finer	
Polishing tool		Heavy cut foam or wool pad
Rotational Speed	1200 – 1800 r.p.m	
Polishing machine		A rotary or an orbital polishing machine
		Apply a small quantity of the product to the pad. Start the machine at medium speed and gradually increase the speed using light pressure.

## General notes

- ✓ Apply Kapci K10 out of the direct sunlight.
- ✓ Apply Kapci K10 onto the cool surface.
- ✓ Apply Kapci K10 onto Clean surface.
- ✓ If surface is dry, a little water onto the surface can prevent dust formation.
- ✓ Reduce pressure 2-3 second before the end of rubbing process to get high gloss
- ✓ Remove residue using premium micro fiber cloth.

## Storage

	Keep away from frost. Store between 15°C and 35°C. Store in well ventilated area.
---	---

## Health and Safety

1. For full Health and Safety information refer to the Material Safety Data Sheet (MSDS).
2. Observe the precautionary notices displayed on the container.
3. Goggles and gloves should be worn while using these products.
4. Good ventilation must be provided in the working environment.

**IMPORTANT NOTE:** These TDS are for information purposes only without any obligation as we do not have control over the quality and conditions of the surface or application



**KAPCI**  
COATINGS



---

**IMPORTANT NOTE:** These TDS are for information purposes only without any obligation as we do not have control over the quality and conditions of the surface or application