



**Technical Data Sheet**

Issue date: January 2024

for professional use only

## **Laticobase 5780 Basecoat Mixing System**

### **Product description**

Laticobase 5780 is a solvent-based basecoat mixing system for repainting of passenger cars and commercial vehicles. It offers solid color basecoats, metallic basecoats, pearlescent and special effect basecoats. Latico 5780 can be used as VOC compliant basecoat when mixed with special reducer "if environmental legislation requires the use of environmentally compatible products".





- Latico basecoat color is easy to apply.
- Fast drying.
- Has very good coverage.
- Excellent durability. When used in conjunction with a range of Latico clearcoats.

### **Substrates**

- Sanded or wet on wet Properly prepared 2K fillers/2K primers.
- 1K or 2K sealers.
- Old finishes in sound conditions.

For sanding prior to applying Latico basecoat, use paper grit P500 dry or P1000 wet. Degrease the surface with Degreaser before the application of the basecoat color.

### **Application of two-stage basecoat colors**

	<b>Mixing ratio:</b> 100:100 (1:1)	100% Latico basecoat5780: 100% Latico 2K thinners: <b>For Non -VOC Compliant</b> Latico 5550 Normal. Or 5560 Slow. <b>For VOC compliant.</b> 8324 zero VOC reducer																		
	<b>Use mixing ruler</b>																			
	<b>Application viscosity:</b> 16-18 s (DIN4/20°C)																			
	<b>Spray gun tips:</b> <table border="1" data-bbox="247 1836 1364 2038"> <thead> <tr> <th></th> <th>Spray Nozzle</th> <th>Inlet pressure</th> <th>Atomization pressure</th> </tr> </thead> <tbody> <tr> <td>Compliant</td> <td>1.2-1.3</td> <td>2 bars (26- 29 psi)</td> <td></td> </tr> <tr> <td>HVLP</td> <td>1.2-1.3</td> <td>2 bars (26- 29 psi)</td> <td>0.7bar (8-10 psi)</td> </tr> <tr> <td>Conventional</td> <td>1.2-1.3</td> <td>3-3.5 bar (45-50 psi)</td> <td></td> </tr> </tbody> </table>					Spray Nozzle	Inlet pressure	Atomization pressure	Compliant	1.2-1.3	2 bars (26- 29 psi)		HVLP	1.2-1.3	2 bars (26- 29 psi)	0.7bar (8-10 psi)	Conventional	1.2-1.3	3-3.5 bar (45-50 psi)	
	Spray Nozzle	Inlet pressure	Atomization pressure																	
Compliant	1.2-1.3	2 bars (26- 29 psi)																		
HVLP	1.2-1.3	2 bars (26- 29 psi)	0.7bar (8-10 psi)																	
Conventional	1.2-1.3	3-3.5 bar (45-50 psi)																		

**IMPORTANT NOTE:** These TDS are for information purposes only without any obligation as we do not have control over the quality and conditions of the surface or application.

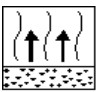


For best overall results, refer to the spray gun manufacturer's recommendation.



**Number of coats:**

Metallic, Pearlescent and Special effect base coat colors	Solid Basecoat colors
2 Normal + a mist coat to even metallic appearance	2 Normal coats
Recommended DFT 15-20 µm	



**Flash off time:**

Between coats: 3-4 min  
Before applying clearcoat: 10-15 min



**Overcoating:**

Apply Kapci 2K clearcoat

**Application of three-stage basecoat colors**

**This application requires 3 steps**

- Spraying of a ground, solid basecoat color as a first step
- Spraying of transparent layers of a special effect pigments basecoat color in second step
- Spraying a clearcoat in third step.



**Mixing ratio:**

100:100  
(1:1)


100% Latico basecoat5780: 100% Latico 2K thinners:

**For Non -VOC Compliant**

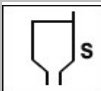
Latico 5550 Normal.  
Or 5560 Slow.

**For VOC compliant.**

8324 zero VOC reducer

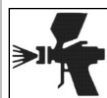


**Use mixing ruler**



**Application viscosity:**

16-18 s (DIN4/20°C)



**Spray gun tips:**

	Spray Nozzle	Spray Pressure	
Compliant	1.2-1.3	2 bars (26 29 psi)	Inlet pressure
HVLP	1.2-1.3	0.7bar (8-10 psi)	Atomization pressure
Conventional	1.2-1.3	3-3.5 bar (45-50 psi)	Inlet pressure

For best overall results, refer to the spray gun manufacturer's recommendation.



**Number of coats:**

Ground Layer Solid Basecoat	Final layer, Pearlescent and Social effect base coat colors
2 Normal coats	2 Normal + a mist coat to even metallic appearance
Recommended DFT 15-20 µm	



**Flash off time:**

Between coats: 3-4 min  
Before applying clearcoat: 10-15 min



**Overcoating:**

Apply Prima 2K clearcoat

### General notes

- Stir Latico basecoat color well.
- It is always recommended to filter the basecoat before spraying.
- Color checking is required before painting of a vehicle with all refinish systems.
- Spray a sample panel in the same process mentioned above as whether the color is 2 stage or 3 stages.
- With low opacity colors, it may be necessary to apply a coat more after the appropriate flash off time.
- Maximum dry film thickness for a three-stage color for 4 coats (excluding a clearcoat) is around 40 microns.
- Visible defects can be removed only after the basecoat is fully dry by light manual sanding with paper grit P1500 or finer. For smoother sanding, the sanding paper can be slightly soaked with water

### Health and Safety

1. For full Health and Safety information please refer to Material Safety Data Sheet (MSDS).
2. Observe the precautionary notices displayed on the container.
3. Goggles and suitable protective equipment must be worn while using these products.
4. Good ventilation must be provided in the working environment.