



**KAPCI**  
COATINGS

## Technical Data Sheet

Issue date January 2025

for professional use only

### Kapci SE Synthetic Enamel

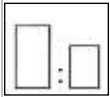
#### Product description

Kapci SE is a 1K fast drying high gloss enamel based on alkyd resins. It is especially designed for finishing of all types of vehicles including cars, trucks, trailers and buses. Kapci SE is available in a range of standard colors as well as in desired colors according to customer needs. Kapci SE is also available in a range of gloss levels including high gloss, satin and matt.

#### Substrates

Kapci SE can be applied over 1K synthetic primers, 2K wash primers, and existing paint work in sound condition. The surface to be painted should be thoroughly clean, free from oil, grease and other contaminants.

#### Application



Mixing ratio by volume:

100%

60-70 %

Kapci SE Enamel

Kapci 525 NC Thinner

100:60-70



Spray gun tips:

	Spray Nozzle	Inlet pressure	Atomization pressure
Compliant	1.2-1.3mm	2 bars (26- 29 psi)	
HVLP	1.2-1.3mm	2 bars (26- 29 psi)	0.7bar (8-10 psi)
Conventional	1.2-1.3mm	3-3.5 bar (45-50 psi)	

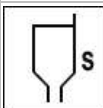
For best overall results, refer to the spray gun manufacturer's recommendation.



Number of coats:

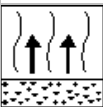
Apply 2 normal coats.

Total dry film thickness 40-50 microns.



Application viscosity:

14-15 s (DIN4/20°C)



Flash off time:

Approximately 10 min/20°C between coats



Drying times at 20°C:

Dry to touch: 1-2 h

Dry to handle: 4 h

Dry to recoat: 24 h

IMPORTANT NOTE: These TDS are for information purposes only without any obligation as we do not have control over the quality and conditions of the surface or application.



**KAPCI**  
COATINGS

### General notes

#### Recoatable

Kapci SE Synthetic Enamel can be recoated after 24 h.

#### Choice of thinners

Kapci 525 NC thinner adversely affects gloss by reducing the gloss level.

#### Other tips

1. Allow 3-4 weeks for drying of Kapci SE before washing or polishing the painted surface.
2. Excessive film thickness may result in a wrinkled surface and prolonged drying times.

#### Health and Safety

1. For full Health and Safety information please refer to Material Safety Data Sheet (MSDS).
2. Observe the precautionary notices displayed on the container.
3. Goggles and suitable protective equipment must be worn while using these products.
4. Good ventilation must be provided in the working environment.